

Chemotherapy Patient Education Class

For patients and families

Last updated October 2023

**South East
Regional Cancer Program**

Ontario Health (Cancer Care Ontario)

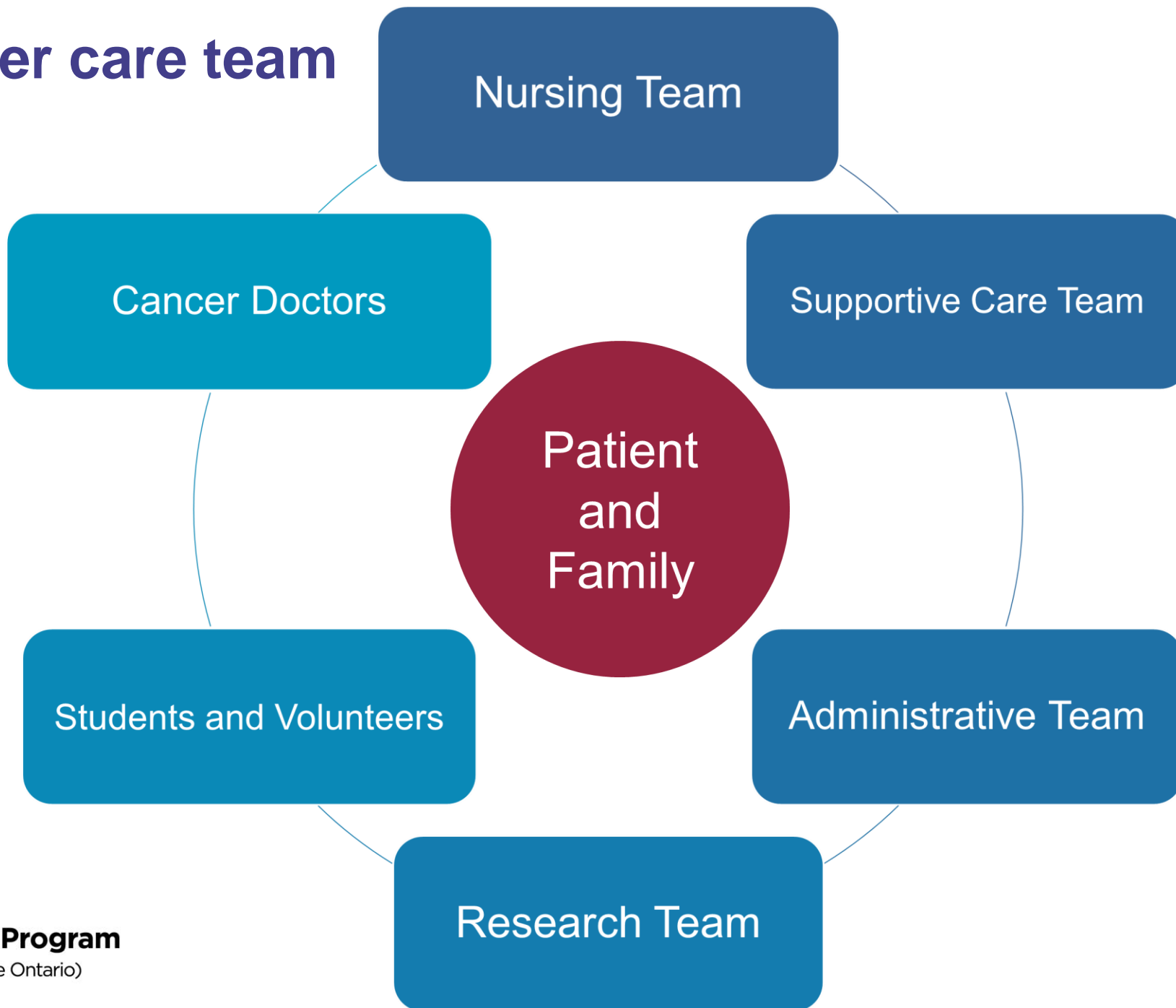
Kingston Health
Sciences Centre

Centre des sciences de
la santé de Kingston

Class Overview

- Your Cancer Care team
- What is Chemotherapy
- Side effects and how to manage them
- What to expect during your chemotherapy treatment
- Resources available to you

Your cancer care team



Who to contact for help

Cancer Centre hours:

Monday to Friday 8:30 am to 4:00 pm

- Call your Cancer Doctor's medical secretary.
- **1-800-567-5722** and enter the extension on your cancer doctor's business card.
- The medical secretary will communicate your concern to your nurse or doctor.

After hours:


Monday to Friday after 4 p.m. and 24 hours a day on weekends and holidays

- Call **CAREchart@home**, after hours symptom management telephone service
- **1-877-681-3057**
- You will be connected to a specialized cancer care nurse who will help you.

**CAREchart
@home**
After Hours Symptom Management
1-877-681-3057

**South East
Regional Cancer Program**
Ontario Health (Cancer Care Ontario)

**Kingston Health
Sciences Centre**
Centre des sciences de
la santé de Kingston



CAREchart@home app

available to download from
the App Store and Google Play

Features of the app:

- Pre-register and save time if you need to call
- Choose a telephone or video call with the oncology nurse

What is Chemotherapy?

- Chemotherapy is a general term for drugs that:
 - destroy cancer cells or
 - slow cancer cells from growing/multiplying
- Targets cancer cells in areas of your body that sometimes radiation or surgery cannot reach
- Can be used alone or in combination with other forms of treatment
- There are hundreds of different kinds of chemotherapy drugs!



How is Chemotherapy Given?



- You may get one chemotherapy drug or a combination of different chemotherapy drugs
 - Protocol or Regimen
- Most commonly given by :
 - Mouth as a pill, capsule or liquid
 - Directly into your vein (using an IV or venous access device)
 - Injection under the skin



Treatment Schedule

- Chemotherapy is usually given in cycles.
- Each cycle includes a clinic visit, a treatment visit and time off between treatments.



Clinic Visit



Treatment Visit



Time off

Taking Care of Your Emotional Health

You may be feeling some or all of these emotions:

Anger

Anxiety

Sadness

Fear or uncertainty

These emotions are normal and a natural response to stress.



Tips on Managing

Find Support:

Talk to someone you trust who is a good listener.

Let your cancer care team know how you are doing.

Social workers are available to see you and/or your family for support.

Get counselling to help you cope.

Focus on things that make you feel better.

Try relaxation activities.

Make lists of calming, enjoyable and useful activities.

Take care of your body:


Eat well

Exercise

Improve your Sleep

Limit Alcohol

What are the Side Effects of Chemotherapy?



- Chemotherapy can destroy or slow the growth of cancer cells, but it also has similar effects on normal cells
- Normal cells most commonly affected are blood cells, cells in the gut, mouth, skin and nails, and hair follicles
- Damage to normal cells is the reason for many of the side effects
 - Fortunately, most side effects are temporary

Common Side Effects




- Low blood counts
 - White blood cells (WBC)
 - Platelets
 - Red blood cells (RBC)
- Nausea and vomiting
- Bowel changes (diarrhea, constipation)
- Mouth sores
- Fatigue
- Hair loss

Your side effects will depend on the:

- type of chemotherapy you get,
- the dose you are given, and
- how your body reacts to chemotherapy.

Low Blood Counts



You have 3 kinds of blood cells:

- White Blood Cells: help fight infection
- Platelets: help form blood clots
- Red Blood Cells: carry oxygen to your tissues

To monitor your blood counts, you will get regular blood tests

Low White Blood Cells (neutropenia)


- When: 7-14 days after chemotherapy
- What: Risk of Infection



Tips on Managing

- ✓ **Wash your hands often.**
- ✓ Try to stay away from people who have colds, flu, or other spreadable diseases.
- ✓ Know the signs of an infection (see next slide).
- ✓ Check your temperature with a digital oral thermometer daily, and if you feel hot or unwell (for example, chills).
- ✓ Do not take medications that treat a fever, for example Tylenol, before you take your temperature as they may hide a fever.

Know the signs of an infection



- A temperature of 38.3° C (100.9° F) or higher ↑ once OR
- 38.0° C (100.4° F) for over an hour

Go to your nearest Emergency Department right away with your Fever Card (even if you feel well)



- Loose bowel movements
- Chills/sweating
- Burning or frequent urination
- Severe cough, sore throat or mouth sores
- An open area that appears red or swollen

**Call your cancer care team.
Do not wait until your next appointment
to report these symptoms**

FEVER CARD

If you have had a cancer drug therapy in the last 30 days AND have a fever, go to your nearest Emergency Department. This may be a medical EMERGENCY.

**South East
Regional Cancer Program**
Ontario Health (Cancer Care Ontario)

**Kingston Health
Sciences Centre**
Centre des sciences de
la santé de Kingston

Patient Instructions:

You have a fever if your temperature taken by mouth (oral temperature) is:

- **38.3°C (100.9°F)** or higher at any time **OR**
- **38.0°C (100.4°F)** or higher for at least one hour

Do not take anything to treat your fever.

Bring this card and a written list of all your medications with you to the ER.

Low platelet count

- When: 7-14 days after chemotherapy
- What: Risk of Bleeding (may have bruising or small red dots on skin)

Tips on Managing

- ✓ Use a soft tooth brush and electric razor
- ✓ Do not do activities that may cause injury
- ✓ Do not take the following without speaking to your cancer care team:
 - Any new medications (including herbal supplements)
 - Aspirin or ibuprofen (like Advil, Motrin). However, If taking aspirin or blood thinners regularly for other medical problems, do not stop taking it before you have discussed this with your doctor
- ✓ **If you have any unusual bleeding call your doctor or go to the nearest Emergency Department right away**

Low red blood cells (anemia)

A low red blood cell count can make you feel tired.



Tips on Managing

- ✓ Get plenty of rest. Keep activity times short with rest periods in between
- ✓ Avoid heavy or strenuous work or exercise
- ✓ Eat a well-balanced diet
- ✓ **Call your doctor or go to the nearest Emergency Department right away if you feel:**
 - ✓ **Dizzy**
 - ✓ **Short of breath**
 - ✓ **Headaches or ringing in your ears**

Nausea and Vomiting

When: Could happen on the days you get treatment and for 1-2 days later.

Tips on Managing

- ✓ Take anti-nausea medication exactly as prescribed. It is easier to prevent nausea with medications than to treat it once it starts
- ✓ Keep track of when nausea and vomiting happens and tell your cancer care team at your next visit
- ✓ Drink clear fluids and avoid large meals
- ✓ Use tips from the “**How to Manage Your Nausea and Vomiting**” patient guide
- ✓ **Contact your doctor if nausea lasts more than 48 hours or vomiting for more than 24 hours**

Mouth Problem

Mouth sores, redness, and white patches in your mouth or on your tongue, trouble or pain with swallowing



When: 7-14 days after your chemotherapy treatment

Tips on Managing

- ✓ Brush your teeth, gums and tongue after eating and before bed. Use a soft toothbrush
- ✓ Rinse your mouth with a homemade mouth rinse 4-5 times a day (1 teaspoon baking soda and 1 teaspoon salt in 4 cups of warm water). Do not use mouth washes with alcohol
- ✓ If your mouth is sore, eat soft, bland foods like cooked cereals, mashed potatoes, and puddings
- ✓ Use tips from the “**How to Manage Your Mouth Problems**” patient guide
- ✓ **Tell your cancer care team if you have mouth sores or if your mouth hurts a lot**

Diarrhea

Can be caused by some types of chemotherapy



Tips on Managing

- ✓ Take anti-diarrhea medication **if** your health care team prescribed it
- ✓ Rest and **drink lots of fluids**
- ✓ Avoid natural laxatives like prunes, rhubarb and papaya
- ✓ If you have 6 to 8 (or more) loose bowel movements daily for more than 2 days, call your doctor or go to the nearest Emergency Department


Constipation

Can be caused by other medications for pain or nausea

Tips on Managing

- ✓ Like nausea, important to prevent
- ✓ Ask your doctor about laxatives
- ✓ **Drink lots of fluids**
- ✓ Eat more fiber foods (whole grain bread, fruit and vegetables)
- ✓ If you have not had a bowel movement for 3 or more days, call your doctor

Nutrition



Nutrition is an important part of your cancer treatment.

Eating well can help you to:

- ❖ Maintain your body weight
- ❖ Improve your energy and strength,
- ❖ Lower the risk of infection
- ❖ Assist your body with healing and recovery from cancer treatments.

Registered Dietitians are available to help you manage symptoms or side effects of chemotherapy:

- unintentional weight loss
- loss of appetite
- trouble swallowing
- taste changes,
- sore or dry mouth,
- nausea, vomiting, diarrhea or constipation

Ask your cancer care team if you would like to speak with a dietitian.

Hair Thinning or Loss (Alopecia)

Caused by some, not all chemotherapy


When: 2 to 3 weeks after treatment begins. Grows back after treatment ends, but colour and texture may change

Tips on Managing

- ✓ For long or medium-length hair, you may want to try a short haircut before treatment starts.
- ✓ If you plan to buy a wig, you may want to do so before hair loss happens to match your natural hair colour and texture.
- ✓ Be gentle with your hair.
- ✓ Protect your head from the sun.
- ✓ What's available to you:
 - ✓ Free hand knitted hats in Chemo Treatment Area
 - ✓ **“Hair Pieces and Accessories”** list
 - ✓ Look Good Feel Better Program www.lgfb.ca



Skin and Nail Changes



Skin may become red, dry, itchy or flaky

Finger and toe nails may become darker, yellow, brittle or cracked

Tips on Managing

- ✓ Bathe in warm water (not hot water)
- ✓ Use gentle soaps, creams and lotions made for sensitive skin
- ✓ Keep nails clean and cut short. Wear gloves when you wash the dishes, work in the garden, or clean the house
- ✓ Try to stay out of direct sunlight and use sunscreen with an SPF of 30 or greater
- ✓ Tell your nurse or doctor if you notice any changes- **especially any tingling, numbness, burning or pain**
- ✓ Look Good Feel Better Program www.lgfb.ca

Fatigue

Feeling tired or a lack of energy that does not go away with sleep or rest. More severe and lasts longer. Almost everyone experiences this!



Tips on Managing

- ❖ **Pace yourself, do not rush. Put off less important activities.**
- ❖ **Listen to your body. Rest when you need to.**
- ❖ **Use tips from “How to manage your Fatigue” patient guide**

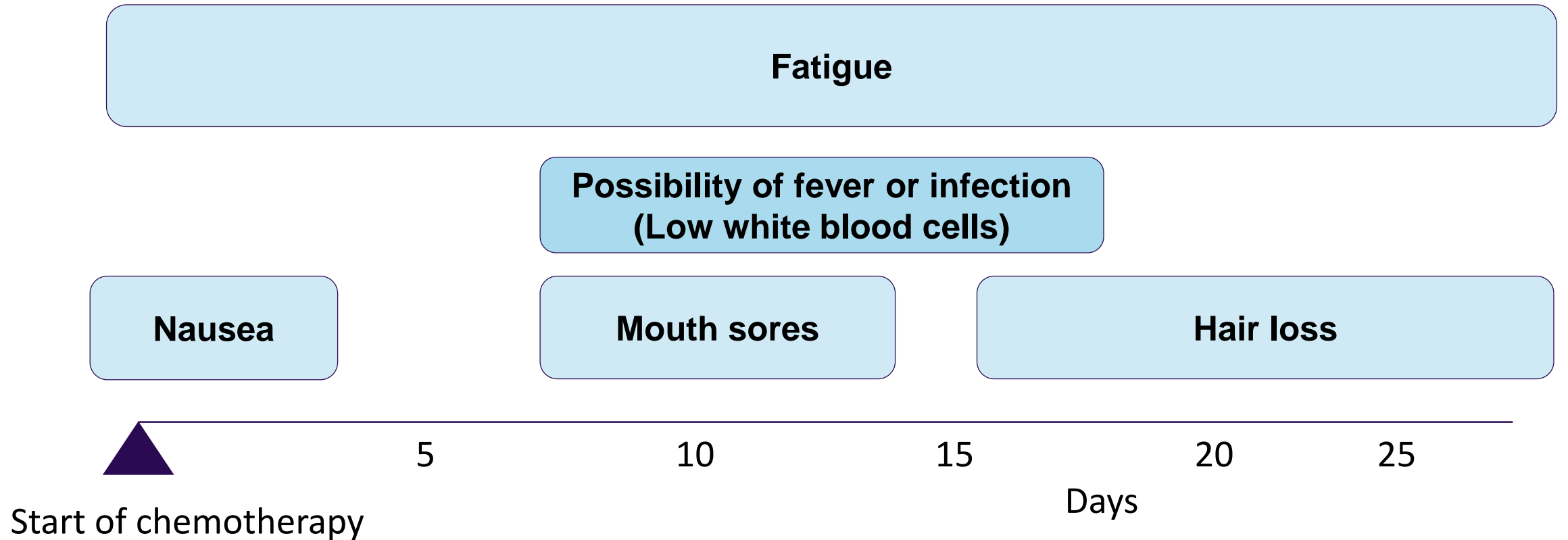
cancercareontario.ca/en/symptom-management

Take care of your body:

- ✓ Eat well and stay hydrated
- ✓ Exercise. Be active. Aim for 30 minutes of moderate exercise on most days. Start slowly and go at your own pace.
- ✓ Improve your sleep.

When to Expect Common Side Effects

Remember: not everyone will have all of these side effects.
Talk to your cancer care team for more information



Sexual Changes




- Physical and emotional changes during chemotherapy can cause sexual side effects
- Common side effects: loss of desire, painful intercourse, changes in orgasm or erection

Tips on Managing

- ✓ Talk with a nurse, doctor or social worker
- ✓ Be open and honest with your spouse or partner. Talk about your feelings and concerns
- ✓ **If you or your partner are able to become pregnant, you must use birth control**
- ✓ **Use a condom during sexual activity with a partner for 7 days after you get chemotherapy**
- ✓ Ask for a referral to the Cancer Centre Sexual Health Clinic

Fertility Changes



- Chemotherapy can cause fertility changes in both men and women.

If you plan to have children in the future or think you might want to, talk to your cancer care team before starting treatment.

Safe Handling of Your Bodily Fluids

When: for 7 days after each chemotherapy treatment

Bodily fluids: urine, vomit, stool, blood, semen and vaginal fluid

Safety Tips

- ✓ Flush the toilet with the lid down
- ✓ Sit on the toilet when urinating
- ✓ Wear gloves if cleaning up or handling soiled items
- ✓ Double bag **soiled** (has fluids on it) disposable items
- ✓ Wash any soiled linens in your washing machine in hot water
- ✓ Wear a condom during sexual activity
- ✓ Hugging and kissing is safe





What to expect during your chemotherapy treatment

Cancer Centre Appointments

You will have two kinds of appointments related to your chemotherapy:



Clinic Visit



During this visit you will usually:

- ✓ Arrive 45 minutes before your appointment time for blood work.
- ✓ Get blood work done
- ✓ Fill out the “Your Symptoms Matter” questionnaire
- ✓ Be assessed by your Nurse and Doctor

At this visit you should:

- ✓ Tell your team about how you have been doing and explain any side effects that you may be experiencing
- ✓ Ask your questions or discuss your concerns
- ✓ Bring a notebook to write down important information

Your Symptoms Matter



- We ask you to fill out a symptom assessment self-questionnaire at every clinic visit.
- Your Symptoms Matter asks you to rate common symptoms on a scale of 0 to 10.
- **Your symptom scores help us to understand how you are feeling.**



Symptom Management Desk located on Burr 1

Scan this QR code to fill out the Your Symptoms Matter questionnaire on your device



Treatment Visits

Step 1: Register and get hospital ID bracelet

Step 2: Wait in treatment area waiting room

What will happen while chemotherapy is given?

- Sit in a recliner chair
- Nurse will start your IV (if required)
- Pre-medications may be given
- Chemotherapy treatment will start
 - Most patients do not feel pain or anything unusual. If you do, tell your nurse right away
- IV will be disconnected
- You may be given a prescription for medications to help with side effects



Cancer Centre of
Southeastern Ontario

Preparing for Treatment

- The registration clerk will phone you three days before your appointment date with your treatment time. You can ask the clerk how long you should plan to be here.
- Have someone available to drive you home after your treatment.
- Eat a light meal prior to your treatment (breakfast or lunch).
- You will see a Cancer Center pharmacist on your first treatment day.


What to Bring to Treatment Visits

- ✓ Your health card
- ✓ Private insurance information
- ✓ Wear a shirt with sleeves that can be rolled up
- ✓ Money to pay for possible prescriptions and parking
- ✓ Snacks or food
- ✓ Books, tablet, or laptop
- ✓ 1 family member or friend (older than age 14)
- ✓ CAREchart@home wallet card
- ✓ List of your current medications
- ✓ Medications you take during the day
- ✓ A notebook to write down any important information

Paying for Drugs

Your treatment plan may include drugs that are not paid by OHIP.

- ✓ Know what kind of drug coverage you have before you start treatment
- ✓ Refer to your **guidebook** to find out what you need to know before you start treatment
- ✓ Our **drug access coordinator** or **social workers** can answer your questions (contact information in the guidebook)





Chemotherapy Closer to Home

It may be possible to get your chemotherapy and other supportive treatments in:

- ✓ Napanee
- ✓ Brockville
- ✓ Perth

Ask your nurse or
doctor for more
information

Cancer Clinical Research

The standard cancer treatments used today were made and tested in clinical research studies years ago.

- If you are interested in learning more about research at the Cancer Centre talk to a member of your cancer care team or email
CC-ClinicalTrials@kingstonhsc.ca
- Learn how clinical trials shape future patient care: <http://itstartswithme.ca/>
- Learn about the Canadian Cancer Clinical Trials Network: <http://3ctn.ca/>

Services and Resources



- Canadian Cancer Society www.cancer.ca
- Wellspring www.wellspring.ca
- Gilda's Club www.gildasclubtoronto.org
- Young Adult Cancer Canada www.youngadultcancer.ca
- Community support groups and organizations

Questions?

www.kingstonhsc.ca/cancer-care

